

AIRPORT MAPS

Your guide to connecting flights at the following airports

Auckland

International to Domestic Terminal Transfer

- If you are travelling on flight NZ 303 to Christchurch, you do not need to pick up your bags or clear Customs in Auckland. Your flight will depart from the International Terminal – follow the signs as if you were connecting to another international flight.
- If you are transferring to any other domestic flight, you must pick up your bags.
- After clearing Immigration and Customs, re-check your bags at the Domestic Transfer Desk in the International Terminal. This is located to your left as you exit the International Arrivals area.
- Board the complimentary bus outside the International Terminal or follow the well-marked walkway which will take 10-15 minutes.

International to International Transfer

- If you are in transit in Auckland from one international flight to another, you will not need to clear Immigration and Customs, provided your bags have been checked to your next destination. Follow the signs to International Transfers, proceed through Security and to the upper level of the terminal.
- If you require boarding passes for your onward travel, these can be obtained from the Transfer Desk on the upper level.
- If your bags have not been checked to your next destination, you will need to pick up your bags, clear Immigration and Customs and check in with your next airline.

Domestic to International Transfer

- You can check your bags through to your final destination at your departing airport.
- After arrival in Auckland, your bags will be automatically transferred.
- Board the complimentary bus outside the Domestic Terminal for transfer to the International Terminal. Alternatively, follow the well-marked walkway which will take approximately 10-15 minutes.

國際至國內航班轉機須知

- 如果您是搭乘NZ 303次航班前往基督城(Christchurch)，您無需在奧克蘭機場領取托運行李或通過海關檢查。您的航班將由國際航班候機樓處出發，請遵照國際間航班轉機指示即可。
- 如果您需轉乘任何其它國內航班，您必須隨身攜帶您的全部行李。
- 在通過移民和海關檢查之後，請在國際航班候機室的國內航班轉機服務臺處重新托運您的行李。服務臺位於國際航班入境區出口的左面。
- 請乘坐國際航班候機樓外的免費巴士，或由人行道按沿途標記步行前往。步行時間約需十到十五分鐘。

國際航班之間轉機須知

- 如果您是在奧克蘭由某一國際航班轉乘另一國際航班，在您的行李是被托運至下個目的地的情況下，您不需要通過移民和海關檢查。請按標示前往國際航班轉機處，在通過安全檢查之後到達候機室二樓。
- 如果您需要登機牌以便繼續您的旅程，可在候機室二樓的轉機服務臺處領取。
- 如果您的行李並未托運至下個目的地，您必須隨身攜帶您的全部行李，在通過移民和海關檢查之後辦理您在下一個航班的登機手續。

國內至國際航班轉機須知

- 您可在離境機場將您的行李托運至最終目的地。
- 在抵達奧克蘭之後，您所托運的行李會被自動轉運。
- 您可搭乘國內航班候機室外的免費巴士前往國際航班候機室，或由人行道按沿途標記步行前往。步行時間約需十到十五分鐘。

国际至国内航班转机须知

- 如果您是搭乘NZ 303次航班前往基督城(Christchurch)，您無需在奧克蘭機場領取托運行李或通過海關檢查。您的航班將由國際航班候機樓處出發，請遵照國際間航班轉機指示即可。
- 如果您需轉乘任何其它國內航班，您必須隨身攜帶您的全部行李。
- 在通過移民和海關檢查之後，請在國際航班候機室的國內航班轉機服務台處重新托運您的行李。服務台位於國際航班入境區出口的左面。
- 請乘坐國際航班候機樓外的免費巴士，或由人行道按沿途標記步行前往。步行時間約需十到十五分鐘。

国际航班之間轉機須知

- 如果您是在奧克蘭由某一國際航班轉乘另一國際航班，在您的行李是被托運至下個目的地的情況下，您不需要通過移民和海關檢查。請按標示前往國際航班轉機處，在通過安全檢查之後到達候機室二樓。
- 如果您需要登機牌以便繼續您的旅程，可在候機室二樓的轉機服務台處領取。
- 如果您的行李並未托運至下個目的地，您必須隨身攜帶您的全部行李，在通過移民和海關檢查之後辦理您在下一個航班的登機手續。

國內至國際航班轉機須知

- 您可在離境機場將您的行李托運至最終目的地。
- 在抵達奧克蘭之後，您所托運的行李會被自動轉運。
- 您可搭乘國內航班候機室外的免費巴士前往國際航班候機室，或由人行道按沿途標記步行前往。步行時間約需十到十五分鐘。

國際線ターミナルから国内線ターミナルへの移動

- NZ 303便にてクライストチャーチへお乗り継ぎの方は、オークランドにて機内預け手荷物の受け取り及び税関通過の必要はありません。お乗り継ぎ便は国際線ターミナルから出発します—国際線に乗り継ぐ場合と同じように、標識に沿ってお進みください。
- その他の国内線にお乗換えの方は、オークランドにて機内預け手荷物をお受け取りください。
- 入国審査及び税関通過後、国際線ターミナル内にある国内線乗り継ぎデスクにて、もう一度荷物の検査があります。この乗り継ぎデスクは、国際線到着出口を出て左側にあります。
- 国内線ターミナルへは、国際線ターミナルの外から出る無料バスをご利用ください。徒歩にて移動される場合は、印のついた歩道に沿ってお進みください。約10-15分です。

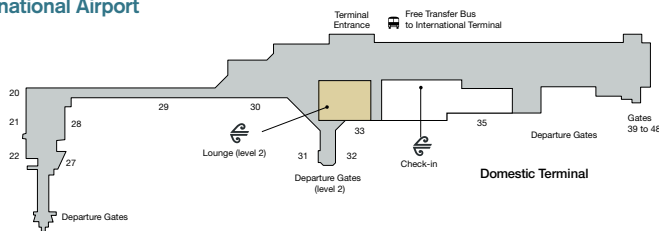
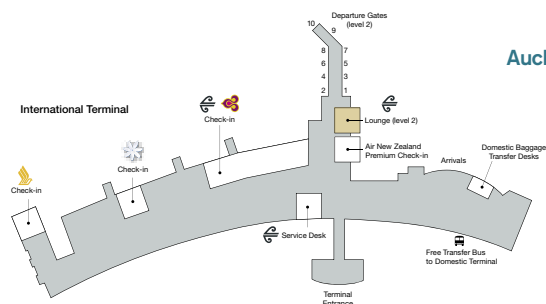
国際線から国際線への乗り継ぎ

- オークランドにて国際線から次の国際線にお乗り継ぎの方は、預け手荷物が次の目的地までチェックインされている場合、入国審査及び税関を通過する必要はありません。国際線乗り継ぎの標識に沿って進み、セキュリティチェックを通過後、ターミナルの上の階へお進みください。
- その先のご旅行に必要な搭乗券をお持ちでない方は、上の階にある乗り継ぎデスクにてお受け取りください。
- 機内預け手荷物が次の目的地までチェックインされていない場合は、一旦お荷物を受け取り、入国審査及び税関を通り、次のフライトの航空会社でもう一度チェックインをしてください。

国内線から国際線への乗り継ぎ

- ご出発の空港にて、最終目的地まで手荷物を預けることができます。
- オークランドにご到着後、お預けになった手荷物は自動的に次の便へ乗せられます。
- 国際線ターミナルへは、国内線ターミナルの外から出る無料バスをご利用ください。徒歩にて移動される場合は、印のついた歩道に沿ってお進みください。所要時間は約10-15分です。

Auckland International Airport

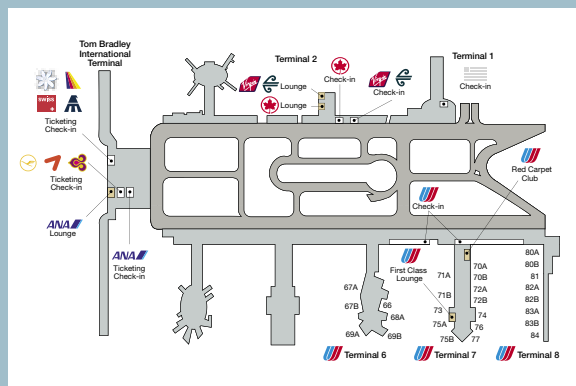


Los Angeles

- Air New Zealand flights to and from Los Angeles operate from Terminal 2. Connecting codeshare flights are operated by Star Alliance partners: Air Canada (AC) from Terminal 2, Lufthansa (LH) from the Tom Bradley International Terminal (TBIT) and United Airlines (UA) flights from Terminals 6 and 7.
- After clearing Immigration and Customs go through the Arrivals Hall to the Connecting Baggage Desk before leaving the Customs lobby at Terminal 2. Re-check your luggage for transfer to your connecting flight.
- If your connecting flight is in another terminal, a free shuttle bus is available. Simply board the "A" shuttle bus located underneath the blue "LAX Shuttle Airline Connection" signs outside the arrival hall.

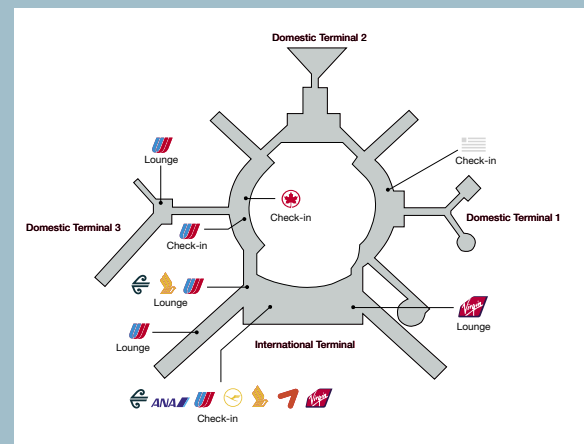
IMPORTANT:

Please note that all passengers, regardless of final destination, must claim their bags in Los Angeles, clear Immigration and Customs and then re-check their baggage at the Connecting Baggage Desk. The only exceptions to this are customers travelling from Auckland to London on NZ2 and London to Auckland on NZ1, who must remain in the transit facility (as directed by ground staff).



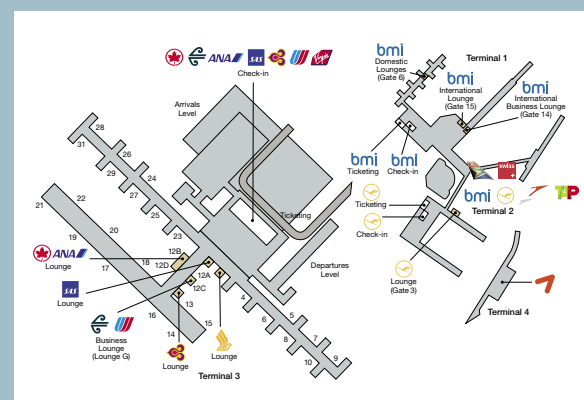
San Francisco

- Air New Zealand flights operate into the International Terminal, Concourse G.
- All customers must collect their baggage and clear Immigration and Customs prior to proceeding to onward travel.
- All customers connecting to other flights should proceed through the Arrivals Hall and exit to the left to the Connecting Baggage Desk.
- If connecting onto another international flight (except Canada), proceed upstairs to Level 3 Departures for your connecting flight.
- If connecting to United Airlines (Air New Zealand codeshare) domestic flights or an Air Canada flight, proceed to the connection tunnel to Terminal 3.
- If connecting to other airlines, follow the signs to the elevators which will take you to the AirTrain connecting all terminals.



London

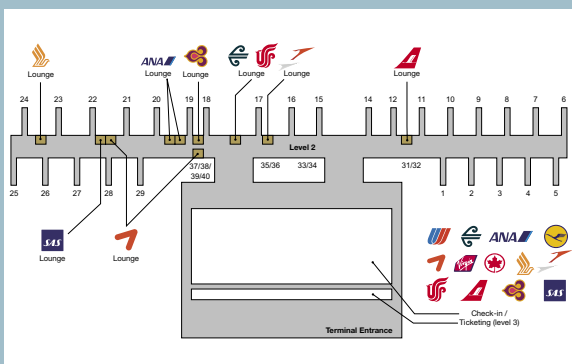
- Air New Zealand flights to and from London Heathrow Airport operate from Terminal 3.
- Domestic connections within the UK are operated on our behalf by bmi. Your boarding pass will show a BD (bmi) flight number. Bmi services within the UK arrive and depart from Terminal 1.
- After disembarking, follow the signs to Flight Connections and from there take the bus to Terminal 1. Go to the Flight Connections Centre, then go up the escalator to the top floor, where you will pass through Security. Check the gate number for your bmi flight and proceed to Terminal 1.
- On arrival at Terminal 1, proceed through Passport Control and make your way to Gate 4, where staff will give you directions to the departure gate for your onward flight. Customs Clearance will be at your final UK destination.



Shanghai



- Air New Zealand flights operate into Shanghai Pudong International Airport.
- All customers, regardless of final destination, must clear Immigration and Customs and pick up their baggage.
- For customers transferring to another flight, once through Customs, proceed to the check-in counters on the first floor.
- Check in with the airline of your onward flight.



Hong Kong

• Transiting Between Auckland and London

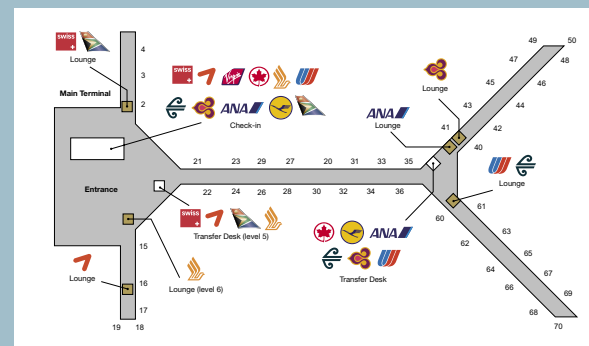
For those flying between Auckland and London, or vice versa, simply follow the signs for transit customers. Pass through security and proceed to the Departures concourse. Flight information display screens are available throughout the terminal – please consult these for departure time and gate number. You will need your boarding pass to re-board the aircraft.

• Transferring to Other International Flights

Follow directions for transit customers. Pass through security and proceed to the Departures concourse. If you don't already hold a boarding pass for your onward flight, please report to the relevant transfer desk. Proceed to the departure gate which can be seen on the flight information screens.

• Leaving the Airport in Hong Kong

Follow the signs to Arrivals. Depending on the gate at which the aircraft is positioned, this may involve a short train journey to the Arrivals area. Proceed through passport control, claim your bags and then proceed through Customs to the Arrivals area. For more information, please contact our ground staff in Hong Kong.



Tokyo

- Air New Zealand flights to and from Narita Airport operate from Terminal 2. Codeshare partner Japan Airlines also operate from Terminal 2.
- All other Star Alliance partners, including All Nippon Airways, operate from the new Star Alliance terminal located in the South Wing of Terminal 1.
- Virgin Atlantic operates from the North Wing of Terminal 1.
- A free shuttle bus connects the two terminals, running every 10 minutes, 6.30am-10pm. At Terminal 1, go to bus stop 5. At Terminal 2, go to bus stop 8 or 18.

